


**PEPPERIDGE FARM**  
*Puff Pastry*  
**HOW-TO'S**

LEARN HOW TO MAKE  
A ROLLED RECIPE




**1** Lightly **FLOUR** your work surface.

1 2 3 4 5 6 7



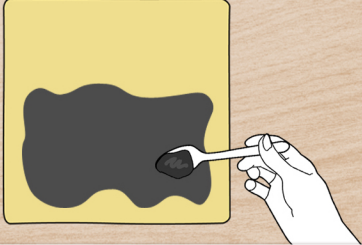
**2** **UNFOLD** the thawed pastry sheet.

1 2 3 4 5 6 7



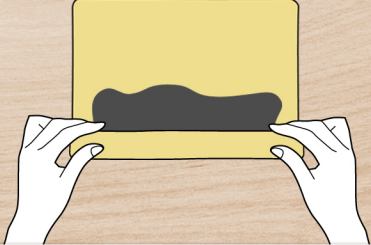
**3** **ROLL** the pastry sheet into the size you want.

1 2 3 4 5 6 7



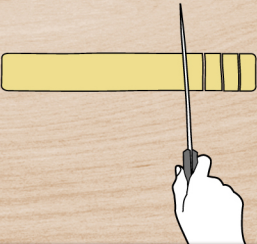
**4** **PLACE** filling on pastry.

1 2 3 4 5 6 7




**5** Starting at short side, **ROLL** up like a jelly roll.

1 2 3 4 5 6 7



**6** **CUT** into slices.

1 2 3 4 5 6 7



**7** **PLACE** on baking sheet; bake as directed.

1 2 3 4 5 6 7

**PEPPERIDGE FARM**  
*Puff Pastry*

SEE MORE TIPS AND VIDEOS  
AT **PUFFPASTRY.COM**