



Puff Pastry
HOW-TO'S
 LEARN HOW TO MAKE
 A PALMIER RECIPE



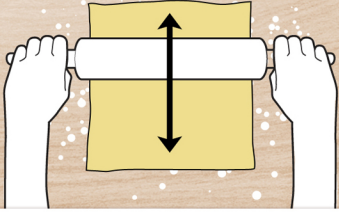
1 Lightly **FLOUR** your work surface.

1 2 3 4 5 6 7 8



2 **UNFOLD** the thawed pastry sheet.

1 2 3 4 5 6 7 8



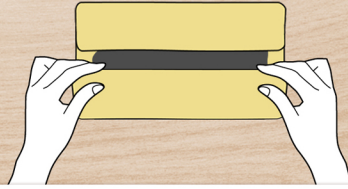
3 **ROLL** the pastry sheet into the size you need.

1 2 3 4 5 6 7 8



4 **SPREAD** with the toppings your recipe calls for.

1 2 3 4 5 6 7 8



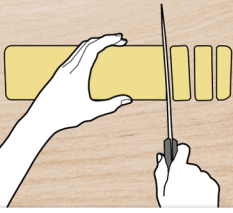
5 **FOLD** ends toward the center, leaving 1/4-inch space.

1 2 3 4 5 6 7 8



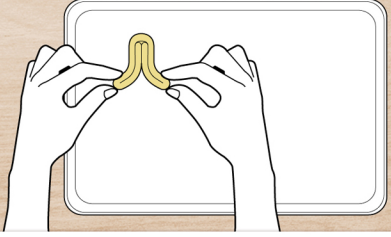
6 **FOLD** one side over the other, making a layered rectangle.

1 2 3 4 5 6 7 8



7 **CUT** each rectangle into slices for baking.

1 2 3 4 5 6 7 8



8 **FLARE** tops slightly before baking.

1 2 3 4 5 6 7 8


Puff Pastry
 SEE MORE TIPS AND VIDEOS
 AT **PUFFPASTRY.COM**