

PEPPERIDGE FARM
Puff Pastry
HOW-TO'S


◀ ▶

LEARN HOW TO MAKE
A **LAYERED** RECIPE



1 Lightly **FLOUR** your work surface.

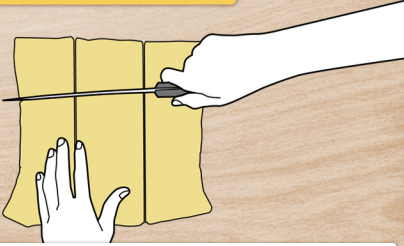
1 2 3 4 5



2 **UNFOLD** the thawed pastry sheet.

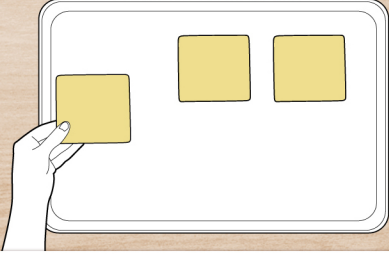
1 2 3 4 5

You can also use a pizza cutter.




3 **CUT** sheet into the shapes and sizes you need.

1 2 3 4 5



4 **PLACE** pastries on baking sheets, then bake.

1 2 3 4 5



5 After cooling, **SPLIT** into 2 layers before filling.

1 2 3 4 5

PEPPERIDGE FARM
Puff Pastry

SEE MORE TIPS AND VIDEOS
AT **PUFFPASTRY.COM**